

Emergency Department (ED) Visits Due to Suspected Drug Overdoses: Weekly Surveillance Report for Apr 16 - Apr 22, 2018

Week Ending Date: 4/22/2018

Total Estimated ED Visits Due to Drug Overdose for the week

64

Estimated ED Visits Due to Drug Overdoses by Zip Code (Top 10)

Zip	Number	Percent
43207	5	7.8%
43229	5	7.8%
43026	4	6.3%
43204	4	6.3%
43110	3	4.7%
(blank)	3	4.7%
43223	3	4.7%
43228	2	3.1%
43147	2	3.1%
43205	2	3.1%
Total	64	100%

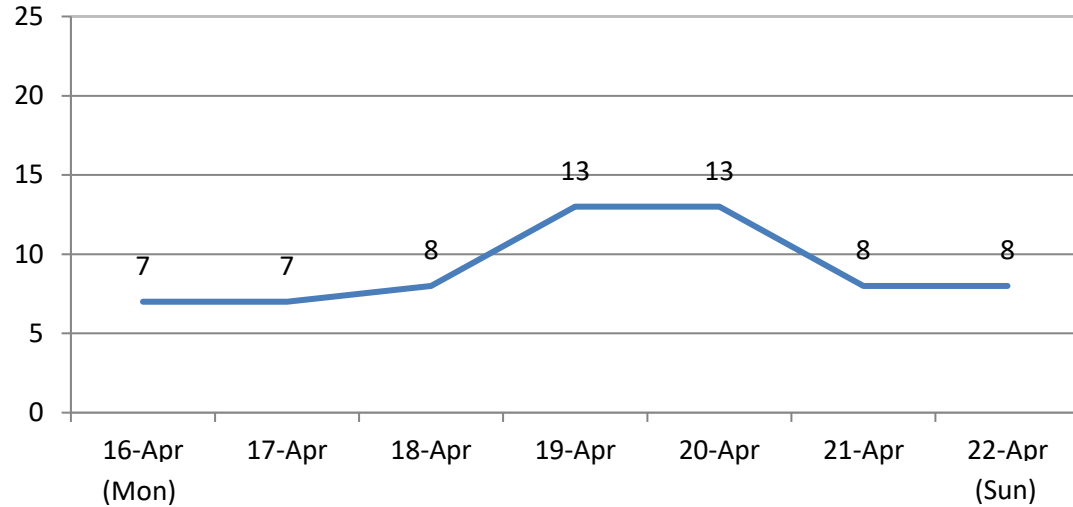
Gender

Gender	Number	Percent
F	29	45.3%
M	34	53.1%
Total	64	100.0%

Age Group

Age Group	Number	Percent
<18	1	1.6%
18-34	27	42.2%
35-49	20	31.3%
50-64	12	18.8%
65 and over	3	4.7%
NA	1	1.6%
Total	64	100.0%

Daily Counts



Notes: Drug overdose data is retrieved from the Ohio's EpiCenter surveillance tool and analyzed by Columbus Public Health, Office of Epidemiology. "Overdose" cases include all emergency visits that were classified as drug related at hospitals in Franklin County. Overdose cases were further refined by selecting only those cases where the reason for visit notes included the terms "OD" or "overdose." Visits for withdrawal, detox or overdoses due to certain medication such as insulin were removed where identified. Zip codes refer to the zip code of residence of the patient visiting the ED. It is important to note that these are estimated figures rather than a full and final count because initial diagnoses and/or details of a particular case may change from a patient's initial examination to his or her final outcomes, and because the limited case notes field in EpiCenter may not include all details necessary to firmly classify a case as an overdose. It is also important to note that case notes available through EpiCenter rarely identify the specific drug or drugs involved in an overdose. Therefore the figures here can be associated with any drug, not just heroin and/or fentanyl. Finally, numbers are subject to change as updates are made within the hospital medical records and subsequently within the EpiCenter application.

Columbus Fire Emergency Medical Services (EMS) Patients with Suspected Drug Overdose

Week Ending Date: 4/22/2018

Weekly Surveillance Report for Apr 16 - Apr 22, 2018

Total Estimated EMS Patients with Drug Overdose for the week

63

Estimated EMS Patients with Drug Overdose by ZIP Code (Top 10)


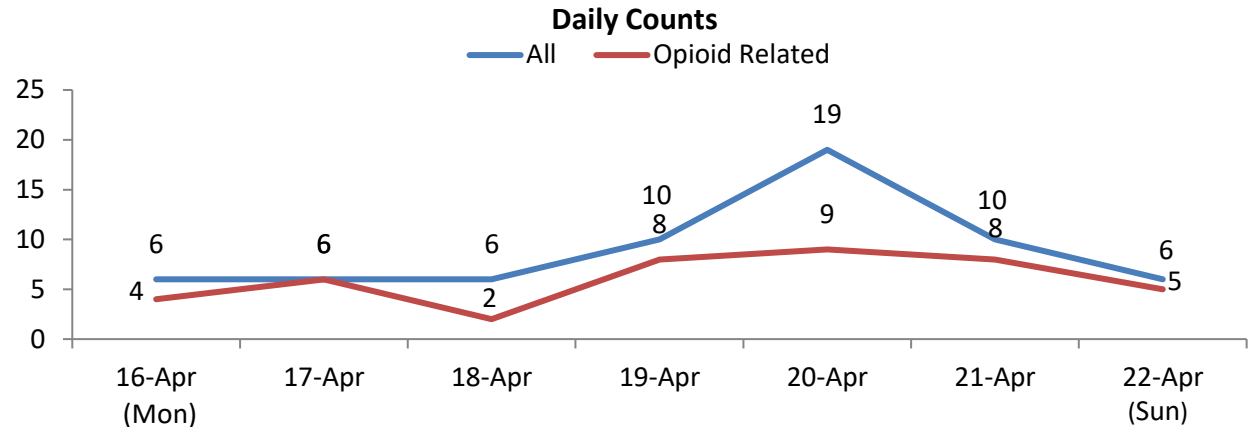
ZIP	Number	Percent
43207	17	27.0%
43204	5	7.9%
43229	5	7.9%
43205	4	6.3%
43016	3	4.8%
43211	3	4.8%
43206	3	4.8%
43223	3	4.8%
43201	3	4.8%
43227	2	3.2%
Total	63	100%

Age Group

Age Group	Number	Percent
<18	1	1.6%
18-34	33	52.4%
35-49	17	27.0%
50-64	11	17.5%
65 and over	1	1.6%
Total	63	100.0%

Race Group

Race	Number	Percent
White	31	49.2%
Black	12	19.0%
Other	2	3.2%
Not documented	18	28.6%
Total	63	100.0%



Gender

Gender	Number	Percent
F	26	41.3%
M	37	58.7%
Total	63	100.0%

Time of Day

Time	Number	Percent
12:00am-5:59am	8	12.7%
6:00am-11:59am	9	14.3%
12:00pm-5:59pm	23	36.5%
6:00pm-11:59pm	23	36.5%
Total	63	100.0%

Notes: Columbus Fire EMS data were received from Columbus Division of Fire. Data were limited to include EMS patients with impression or cause of Substance Abuse/Overdose. Zip codes refer to the zip code of incidence/site of response. It is important to note that these are estimated figures rather than a full and final count because initial impression and/or cause of a particular case may not include all details necessary to firmly classify a case as an overdose. Suspected substance data represents first impression of substance related to drug overdose as determined by EMS personnel. Data were analyzed by Columbus Public Health, Office of Epidemiology.